




Przeczytaj literę i ozdób ją według własnego pomysłu. Popatrz na schemat zapisu litery. Napisz literę po śladzie, następnie łącząc kropki, a na koniec spróbuj pisać samodzielnie. Pamiętaj o właściwym kierunku pisania.



Tracing practice area for the letter '0' consisting of three rows of ten '0's each:

- Row 1: Eight '0's with a double outline and a starting arrow, followed by two plain '0's.
- Row 2: Eight '0's with a dotted outline and a starting arrow, followed by two plain '0's.
- Row 3: Eight plain '0's, followed by two plain '0's.

Handwriting practice lines with 15 '0's on a blue-lined background:

- The first 8 '0's are solid blue.
- The next 7 '0's are dotted.
- The final '0' is a plain outline.

0 0 0 0 0 0 0 0 0 0 0 0 0 0 0 0

Blank handwriting practice lines consisting of multiple sets of horizontal blue lines.